


A C++ Program Example: Three Bags



C++ Object Oriented Programming
Pei-yih Ting
NTOU CSE

..... 1


A Simple Probabilistic Experiment



- ◇ Three paper bags, each bag is given two balls with colors shown in the above figure
- ◇ We perform the following probabilistic experiment:
 - ★ Step 1: put balls into each bags
 - ★ Step 2: randomly choose a bag
 - ★ Step 3: randomly draw one ball out of the bag
 - ★ Step 4: if the color is red, then take the second ball out of the bag otherwise stop the experiment

we want to find out the probability that the **second ball is red** at step 4 2

A Simple Probabilistic Experiment



Is the remaining ball red or white?
What is the probability of being red again?

$$\begin{aligned}
 \Pr \{ 2nd \text{ is red} \mid 1st \text{ is red} \} &= \frac{\Pr \{ 1st \text{ is red and } 2nd \text{ is red} \}}{\Pr \{ 1st \text{ is red} \}} \\
 &= \frac{\Pr \{ 1st \text{ bag is picked} \}}{\Pr \{ 1st \text{ bag picked and } 1st \text{ ball is red} \} + \Pr \{ 2nd \text{ bag picked and } 1st \text{ ball is red} \}} \\
 &= \frac{1/3}{1/3 + 1/3 \times 1/2} = 2/3
 \end{aligned}$$

A Program Written in C (1/3)

- ◇ Let's try simulating this experiment and calculating the probability by the so called Monte Carlo method
- ◇ Converting the problem specification into C
 - ★ Let's do the experiments 10000 times to estimate the probability → a **for** loop
 - ★ Using a random variable in the range {0, 1, 2} to emulate the random choice of a bag at step 2 → variable **draw1**
 - ★ Using another random variable in the range {0, 1} to emulate the random selection of a ball from the chosen bag at step 3 → variable **draw2**
 - ★ At each run of experiment, keep the count of those experiments with the first selected ball being red → variable **totalCount**
 - ★ At each run of experiment, keep the count of those experiments with both balls being red → variable **redCount**
 - ★ Take the ratio of **redCount** and **totalCount** to be the result

A Program Written in C (2/3)

```

04 #include <stdio.h>
05 #include <stdlib.h>
06 #include <time.h>
07
08 void main()
09 {
10     long i;
11     int draw1, draw2, choice, tmp;
12     long totalCount=0L,
        redCount=0L;
13
14     srand(time(NULL));
15     for (i=0; i<100000L; i++)
16     {
17         draw1 = rand() % 3; // pick a bag out of the three
18
19         if (draw1 == 0) // (Red, Red)
20         {
21             totalCount++;
22             redCount++;
23         }
24         else if (draw1 == 1) // (Red, White)
25         {
26             draw2 = rand() % 2;
27             if (draw2 == 0) // the first is Red
28                 totalCount++;
29             else // the first is White
30                 /* do nothing */;
31         }
32     }
33
34     printf("Pr(2nd is red | 1st is red)=%lf\n",
35           (double)redCount / (double)totalCount);
36 }

```

Output:
Pr(2nd is red | 1st is red)=0.665299

5

A Program Written in C (3/3)

- ❖ Is the conversion process from the problem specification to a C program direct and trivial? NO
- ❖ If you just read the C program alone, can you reconstruct the problem easily and exactly? NO
- ❖ There are many missing pieces of the original problem specification in the above C program.
 - * 100000 experiments mixed together (without my explanations, some might have a wrong picture of what the program actually does) Variables totalCount and redCount are something not in the original problem specification.
 - * Meaning of variables draw1 and draw2 are a little bit intriguing.
 - * There is no bag appearing in the program.
 - * No codes are associated with the case that the bag with two white balls is selected.

6

The Same Program Written in C++

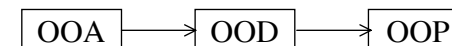
- ❖ Model the problem *in the application domain (the problem domain)* with minimal transformation to the computer technical domain
- ❖ Identify all objects, describe their functionalities and inter-relationships, categorize them, extract common characteristics
 - * Experiment (Game)
 - ✧ contain three bags
 - ✧ random selection of a bag
 - * Bag
 - ✧ contain zero, one, or two balls
 - ✧ random selection of a ball inside
 - * Ball
 - ✧ color

7

The Same Program Written in C++

- ❖ Characterize the usages of the overall system: these usages would integrate the functionalities of the above designed set of objects (classes) (Use cases, Scenarios)
 - * Perform an experiment: requires the participation of three bags, each bag has two balls with color as specified, select a bag, then select a ball, check its color, if red, check the color of the second ball
 - * Perform the above experiment for 100000 times and keep the statistics
- ❖ Use existing/common OO architecture or components to implement the designed architecture.
- ❖ Move on to customized OO programming.

bottom-up programming methodology



8

Game Class

```
041 ----- 2:Game.h -----      062 ----- 3:Game.cpp -----
042                               063
043                               064
044 #ifndef game_h                065 #include "Game.h"
045 #define game_h                066 #include "Bag.h"
046                               067 #include <stdlib.h> // rand()
047 #include "Bag.h"              068
048                               069 Game::Game()
049 class Game                     070 {
050 {                               071     m_bags[0] = new Bag(0,0);
051 public:                         072     m_bags[1] = new Bag(0,1);
052     Bag *getABag();            073     m_bags[2] = new Bag(1,1);
053     Game();                   074 }
054     ~Game();                  075
055 private:                       076 Game::~Game()
056     Bag *m_bags[3];           077 {
057 };                             078     int i;
058                               079     for (i=0; i<3; i++)
059 #endif                          080         delete m_bags[i];
                                081 }
                                082
                                083 Bag *Game::getABag()
                                084 {
                                085     return m_bags[rand()%3];
                                086 }
```

9

Bag Class

```
089 ----- 4:Bag.h -----      112 ----- 5:Bag.cpp -----
090                               113
091                               114
092 #ifndef BAG_H                  115 #include "Bag.h"
093 #define BAG_H                  116 #include "Ball.h"
094                               117 #include <stdlib.h> // rand()
095 class Bag;                     118
096                               119 Bag::Bag(int color1, int color2)
097 class Bag                       120     : m_numberOfBalls(2)
098 {                               121 {
099 public:                         122     m_balls[0] = new Ball(color1);
100     Ball *getABall();          123     m_balls[1] = new Ball(color2);
101     void putBallsBack();       124 }
102     Bag(int color1, int color2); 125
103     ~Bag();                    126 Bag::~Bag()
104 private:                       127 {
105     Ball *m_balls[2];          128     delete m_balls[0];
106     int m_numberOfBalls;       129     delete m_balls[1];
107 };                             130 }
108                               131
109 #endif
```

10

Bag Class (cont'd)

```
132 Ball *Bag::getABall()          154
133 {                               155 void Bag::putBallsBack()
134     if (m_numberOfBalls == 0)    156 {
135         return 0;                157     m_numberOfBalls = 2;
136     else if (m_numberOfBalls == 1) 158 }
137     {
138         m_numberOfBalls = 0;
139         return m_balls[0];
140     }
141     else
142     {
143         int iPicked = rand()%2;
144         Ball *pickedBall = m_balls[iPicked];
145         if (iPicked == 0)
146         {
147             m_balls[0] = m_balls[1];
148             m_balls[1] = pickedBall;
149         }
150         m_numberOfBalls = 1;
151         return pickedBall;
152     }
153 }
```

This design and implementation are problematic. When you get a ball from a bag, the ownership of the ball is better naturally transferred.

11

Ball Class

```
161 ----- 6:Ball.h -----      179 ----- 7:Ball.cpp -----
162                               180
163                               181
164 #ifndef BALL_H                  182 #include "Ball.h"
165 #define BALL_H                  183
166                               184 Ball::Ball(int color)
167 class Ball                       185     : m_redWhite(color)
168 {                               186 {
169 public:                         187 }
170     bool IsRed();              188
171     Ball(int color);           189 bool Ball::IsRed()
172 private:                       190 {
173     int m_redWhite;           191     if (m_redWhite == 0)
174 };                             192         return true;
175                               193     else
176 #endif                          194         return false;
                                195 }
```

12

main()

```

001          022
002 ----- 1:main.cpp ----- 023 for (i=0; i<100000; i++)
003          024 {
004          025     pickedBag = theGame.getABag();
005 #include "Game.h"          026     pickedBall = pickedBag->getABall();
006 #include "Bag.h"          027     if (pickedBall->IsRed())
007 #include "Ball.h"         028     {
008 #include <stdlib.h> // srand() 029         totalCount++;
009 #include <time.h> // time()    030         if (pickedBag->getABall()->IsRed())
010 #include <iostream.h>         031             secondIsAlsoRed++;
011          032     }
012 void main()                033     pickedBag->putBallsBack();
013 {                          034 }
014 int i;                      035
015 Game theGame;              036 cout << "The probability that remaining
016 Bag *pickedBag;            037     ball is red = "
017 Ball *pickedBall;          038     << ((double)secondIsAlsoRed/totalCount)
018 int totalCount = 0;         039     << "\n";
019 int secondIsAlsoRed = 0;    040
020
021 srand(time(0));

```

13

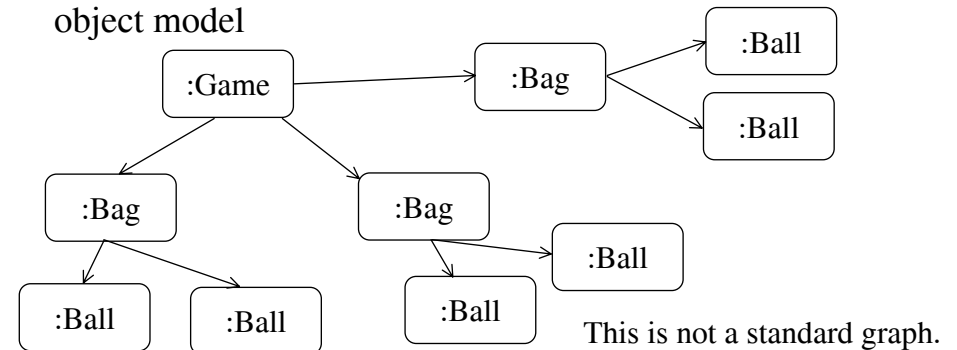
Some Observations

❖ Lengthier codes

❖ More functions

❖ Slower (maybe)

❖ There is a clear architecture for the program: the static object model



14

Some Observations (cont'd)

- ❖ Bottom-up design: some of the functions of an object might not even be used in this particular application. Ex. the CComplex class in the lab
- ❖ The functions and data of each class/object are self-contained.
- ❖ The data coupling and control coupling between an object and other objects are designed to be minimal. Objects interact with each other through constrained interface functions.
- ❖ Software operations mimic the physical functions of the original real world problem.
- ❖ The overall program functionalities are provided by a set of cooperating objects.

15

Summary

- ❖ There are many OOA / OOD methodologies since '80s.
- ❖ After a major unification of *Jacobson*, *Booch*, and *Rumbaugh* in the '90s, we have the UML, Unified Modeling Language for describing the OO design artifacts and the design process (the methodology) associated with it.
- ❖ In this course, we will focus on OOP, especially on how C++ provides features for implementing your OO design.
- ❖ We will try to elaborate those OO concepts provided by the implementation language: namely, *objects*, *abstraction*, *interface*, *encapsulation*, *inheritance*, *polymorphism*, generic programming (the *templates*), and *exceptions*.
- ❖ You are encouraged to browse the OOA, OOD stuffs.

16